

BPR-0009-453  
2010 January  
Rule 61K1-1.040

FLORIDA STATE BOXING COMMISSION  
1940 North Monroe Street  
Tallahassee, Florida 32399-1016  
(850) 488-8600 FAX (850) 922-2249  
Email: [Florida.Boxing@dbpr.state.fl.us](mailto:Florida.Boxing@dbpr.state.fl.us)

POST-EVENT TAX REPORT  
FOR LIVE EVENT

This form, along with the 5% tax payment, must be filed (not postmarked) with the Florida State Boxing Commission by the promoter of a match or program of matches (event) or concessionaire no later than 72 hours after the conclusion of the event. Payments may be made by cash, check (payable to the Florida State Boxing Commission), money order or cashier's check, unless you have been otherwise notified by the Commission.

Bellator Sport Worldwide LLC 3/28/13

NAME OF PROMOTER or CONCESSIONAIRE (as licensed)

DATE OF EVENT

Bellator MMA

FSU Sun Dome

NAME OF EVENT

NAME OF FACILITY WHERE EVENT WAS HELD

TicketMaster

4202 East Fowler Ave Tampa, FL

NAME OF TICKET PRINTING COMPANY

ADDRESS OF FACILITY

813 974 3111

ADDRESS OF TICKET PRINTING COMPANY

TELEPHONE NUMBER OF FACILITY

I. BROADCAST, TELEVISION OR MOTION PICTURE RIGHTS

A.

Gross amount paid for sale or lease of broadcasting, television or motion picture rights, less any state or federal taxes:

112,973

Calculation of tax payment:

X .05 (tax)

The lesser of this amount or \$40,000 is the tax payment due for Item I:

----->

\$ 5,648.65

II. INTERNET SALES

B.

Gross amount received by promoter or concessionaire from internet sales.

Calculation of tax payment:

X .05 (tax)

This is the tax payment due for Item II:

----->

0

III. SOUVENIRS, PROGRAMS AND CONCESSIONS

Gross amount received by promoter or concessionaire from sale of souvenirs, programs & concessions, less any state or federal taxes:

5,926.22



Calculation of tax payment:

X .05 (tax)

This is the tax payment due for Item III:

----->

\$ 296.31

IV. TICKETS SOLD		
Face value of ticket _____ X Number of tickets sold _____ = _____	See attached	
Face value of ticket _____ X Number of tickets sold _____ = _____		
Face value of ticket _____ X Number of tickets sold _____ = _____		
Face value of ticket _____ X Number of tickets sold _____ = _____		
Face value of ticket _____ X Number of tickets sold _____ = _____		
Face value of ticket _____ X Number of tickets sold _____ = _____		
Gross amount received for tickets sold, less any state or federal taxes: <span style="float: right;">C. 74,356.00 ✓</span>		
Calculation of tax payment: <span style="float: right;">X .05 (tax)</span>		
This is the tax payment due for Item IV: _____ →	\$ 3,717.80	
V. COMPLIMENTARY TICKETS ISSUED		
Face value of ticket _____ X Number tickets issued _____ = _____	See attached	
Face value of ticket _____ X Number tickets issued _____ = _____		
Face value of ticket _____ X Number tickets issued _____ = _____		
Gross face value of complimentary tickets issued - (cannot be zero): <span style="float: right;">D. 8,182.44</span>		
Calculation of tax payment: <span style="float: right;">X .05 (tax)</span>		
This is the tax payment due for Item V: _____ →	\$ 409.12	
<b>TOTAL AMOUNT OF TAX DUE FOR ITEMS I, II, III, IV AND V</b> _____ →	\$ 10,071.88	
<p>I certify that the information contained on this form, to the best of my knowledge and belief, is an accurate reflection of the tax payment due the Florida State Boxing Commission. I understand that if the Commission determines that this report is not an accurate reflection of the monies due the Commission, I may be fined, my promoter or concessionaire license may be suspended or revoked, I may be prosecuted for a misdemeanor, or all of the above.</p>		
 Signature of Licensee	Bjorn Rebney Print Name	 Date <u>4/3/13</u>

Per TicketMaster Report

Sold		
\$ 117.50	45	\$ 5,287.50
\$ 67.50	376	\$ 25,380.00
\$ 62.50	12	\$ 750.00
\$ 57.38	60	\$ 3,442.80
\$ 47.50	590	\$ 28,025.00
\$ 42.50	12	\$ 510.00
\$ 40.38	28	\$ 1,130.64
\$ 27.50	290	\$ 7,975.00
\$ 23.38	138	\$ 3,226.44
\$ 22.50		\$ -
Additional M-Disc		\$ (1,371.38)
	1551	\$ 74,356.00

Comp	
\$67.50	13 \$ 877.50
\$47.50	196 \$ 9,310.00
\$27.50	274 \$ 7,535.00
	483 \$ 17,722.50
Total Sold	1,551
Total Comp	483
Total Available	2,034 ✓
Total attendance	(1,774)
Unused Comp	260
% Of Comps Unused	54%
% of Comps Used	46%
Sold	\$ 74,356.00
Comps Used	\$ 8,182.44
Total	\$ 82,538.44
Commission rate	5%
Total due	\$ 4,126.92

TICKETMASTER AUDIT REPORT FOR ESD0328 (TSD600) 28-MAR-13 22:23 EDT  
 BELLATOR MMA  
 TOURNAMENT FINAL  
 LIVE ON SPIKE TV  
 USF Sun Dome  
 Tampa, FL  
 THU MAR 28 2013 DRS 7:00PM

LEVEL	FLOOR	FLOOR	100200	4	TOTAL	SALE
ADVANC	117.50	67.50	47.50	27	50	
GROUP	NA	62.50	42.50	22	50	
K-PROM	117.50	67.50	47.50	27	50	
M-DISC	99.88	57.38	40.38	23	38	
TFIGHT	117.50	67.50	47.50	27	50	

WARNING: THIS EVENT CAN POTENTIALLY CONTAIN QUALIFIED SEATS.

----- TODAY'S SALES -----  
 OUTLET SALES

M-DISC			3	3	52.50
--------	--	--	---	---	-------

TOTAL			3	3	52.50
-------	--	--	---	---	-------

PHONE SALES

ADVANC	6	1	3	10	535.00
--------	---	---	---	----	--------

TOTAL	6	1	3	10	535.00
-------	---	---	---	----	--------

INTERNET SALES

ADVANC	9	17	17	43	1882.50
--------	---	----	----	----	---------

TOTAL	9	17	17	43	1882.50
-------	---	----	----	----	---------

BOX OFFICE SALES

ADVANC	16	30	73	119	4512.50
--------	----	----	----	-----	---------

M-DISC			56	56	840.00
--------	--	--	----	----	--------

COMP	12	87	48	147	
------	----	----	----	-----	--

TOTAL	28	117	177	322	5352.50
-------	----	-----	-----	-----	---------

SECONDARY BOX OFFICE SALES

----- TOTAL SALES -----

ADVANC	31	48	93	172	6930.00
--------	----	----	----	-----	---------

M-DISC			59	59	892.50
--------	--	--	----	----	--------

COMP	12	87	48	147	
------	----	----	----	-----	--

TOTAL	43	135	200	378	7822.50
-------	----	-----	-----	-----	---------

----- TOTAL SALES FOR EVENT -----

OUTLET SALES

ADVANC	10	7	1	18	1035.00
--------	----	---	---	----	---------

M-DISC			12	12	210.00
--------	--	--	----	----	--------

TOTAL	10	7	13	30	1245.00
-------	----	---	----	----	---------

PHONE SALES

ADVANC	1	50	36	34	121	6137.50
--------	---	----	----	----	-----	---------

M-DISC		8	4	12	554.00
--------	--	---	---	----	--------

TOTAL	1	58	40	34	133	6691.50
-------	---	----	----	----	-----	---------

INTERNET SALES

ADVANC	40	154	188	171	553	28727.50
--------	----	-----	-----	-----	-----	----------

M-DISC		52	24	53	129	4537.50
--------	--	----	----	----	-----	---------

TOTAL	40	206	212	224	682	33265.00
-------	----	-----	-----	-----	-----	----------

BOX OFFICE SALES

ADVANC	4	24	45	84	157	6537.50
--------	---	----	----	----	-----	---------

GROUP		12	12	24	1260.00
-------	--	----	----	----	---------

M-DISC				73	73	1127.00
COMP		13	196	274	483	
TFIGHT		138	314		452	24230.00
TOTAL	4	187	567	431	1189	33154.50

SECONDARY BOX OFFICE SALES

117 50

		TOTAL		SALES		
ADVANC	45	238	276	290	849	42437.50
GROUP		12	12		24	1260.00
M-DISC		60	28	138	226	6428.50
COMP		13	196	274	483	
TFIGHT		138	314		452	24230.00
TOTAL	45	461	826	702	2034	74356.00 ✓

%SALES 80.35% 92.94% 72.58% 17.22% 35.27% 40.05%

\*\*\*\*\*  
 THE FOLLOWING DOLLAR AMOUNTS REPRESENT POTENTIAL SALES ONLY

	UNSOLD		TICKETS			
OPEN	35	190	438	663	23432.50	
UNSOLD	35	190	438	663	23432.50	
SEATING						
CAP	56	496	1138	4076	5766	185616.00
===	11		122	2936	3069	87827.50
NET						
CAP	45	496	1016	1140	2697	97788.50

**Bellator Sport Worldwide LLC** 02/11  
5000 Birch Street, Suite 7100  
Newport Beach, CA 92660  
949-222-3400

**JPMORGAN CHASE BANK, NA**  
Chicago, IL  
02-001/710

04

© 2011 INFUIT INC. # 571 1-800-433-8810

PAY TO THE ORDER OF Florida State Boxing Commission

\$ \*\*1

Ten thousand seventy-one and 88/100\*\*\*\*\*

Florida State Boxing Commission  
1940 North Monroe St  
Tallahassee, FL 32399-1016



MEMO

⑈004989⑈ ⑆071000013⑆ 880933080⑈

**Bellator Sport Worldwide**

**04/03/2013**


**Florida State Boxing Commission**

**Date** 04/03/2013  
**Type** Bill

**Reference**  
Bellator 94

**Original Amount** 10,071.88  
**Balance Due** 10,071.88

Check Amount



**1006.1 Chase Bank:C**

<b>Post Event Tax Report</b>				
<b>Bellator</b>				
<b>3/28/2013</b>				
		<b>Reported per Tax Report Submitted</b>	<b>Supporting Documentation</b>	<b>Actual per Ticket Manifest</b>
BROADCAST, TELEVISION OR MOTION PICTURE RIGHTS		\$ 5,648.65		\$ 5,648.65
INTERNET SALES				
SOUVENIRS, PROGRAMS AND CONCESSIONS		\$ 296.31		\$ 296.31
TICKETS SOLD		\$ 3,717.80		\$ 3,786.37
COMPLIMENTARY TICKETS ISSUED		\$ 407.62		\$ 407.93
		\$ -		
5% Post event tax report		\$ 10,070.38		\$ 10,139.26
Payment Received		\$ 10,070.38		\$ 10,070.38
Underpayment				\$ 68.88
Underpayment		\$ (0.00)		

Per Report Submitted						
Tickets Sold			COMPLIMENTARY TICKETS ISSUED			
Number	Face Value	Actual Total	Number	Face Value	Actual Total	
45	\$ 117.50	\$ 5,287.50	13	\$ 67.50	\$ 877.50	
376	\$ 67.50	\$ 25,380.00	196	\$ 47.50	\$ 9,310.00	
12	\$ 62.50	\$ 750.00	274	\$ 27.50	\$ 7,535.00	
60	\$ 57.38	\$ 3,442.80				\$ -
590	\$ 47.50	\$ 28,025.00				\$ -
12	\$ 42.50	\$ 510.00				\$ -
28	\$ 40.38	\$ 1,130.64				\$ -
290	\$ 27.50	\$ 7,975.00	483			\$ 17,722.50
138	\$ 23.38	\$ 3,226.44				
		\$ (1,371.38)				
1551		\$ 74,356.00				\$ 17,722.50
Per Ticket Manifest						
Tickets Sold			COMPLIMENTARY TICKETS ISSUED			
Number	Face Value	Actual Total	Number	Face Value	Actual Total	
45	\$ 117.50	\$ 5,287.50	13	\$ 67.50	\$ 877.50	
238	\$ 67.50	\$ 16,065.00	196	\$ 47.50	\$ 9,310.00	
12	\$ 62.50	\$ 750.00	274	\$ 27.55	\$ 7,548.70	
60	\$ 57.38	\$ 3,442.80				\$ -
138	\$ 67.50	\$ 9,315.00				\$ -
276	\$ 47.50	\$ 13,110.00				\$ -
12	\$ 42.50	\$ 510.00				\$ -
28	\$ 40.38	\$ 1,130.64				
314	\$ 47.50	\$ 14,915.00	483			\$ 17,736.20
290	\$ 27.50	\$ 7,975.00				
138	\$ 23.38	\$ 3,226.44				
1551		\$ 75,727.38				